




Connectors > D-Shaped Connectors > D-Sub Accessories > Locking & Mounting



D-Shaped Connector Accessories: **Ferrule**

Features

Product Type Features

Grade	Standard
Product Type	Accessory
D-Shaped Connector Accessories	Ferrule

Mechanical Attachment

Mounting Angle	Straight
PCB Mount Retention Type	None

Dimensions

	.625 in
--	---------

Packaging Features

Packaging Quantity	100
Packaging Method	Bag

Product Compliance

[For compliance documentation, visit the product page on TE.com>](#)

EU RoHS Directive 2011/65/EU	Compliant
EU ELV Directive 2000/53/EC	Compliant
China RoHS 2 Directive MIIT Order No 32, 2016	No Restricted Materials Above Threshold
EU REACH Regulation (EC) No. 1907/2006	

Current ECHA Candidate List: JUNE 2022 (224)

Candidate List Declared Against: JUNE 2022 (224)

Does not contain REACH SVHC

Halogen Content

Low Halogen - Br, Cl, F, I < 900 ppm per homogenous material. Also BFR/CFR/PVC Free

Solder Process Capability

Not applicable for solder process capability

Product Compliance Disclaimer

This information is provided based on reasonable inquiry of our suppliers and represents our current actual knowledge based on the information they provided. This information is subject to change. The part numbers that TE has identified as EU RoHS compliant have a maximum concentration of 0.1% by weight in homogenous materials for lead, hexavalent chromium, mercury, PBB, PBDE, DBP, BBP, DEHP, DIBP, and 0.01% for cadmium, or qualify for an exemption to these limits as defined in the Annexes of Directive 2011/65/EU (RoHS2). Finished electrical and electronic equipment products will be CE marked as required by Directive 2011/65/EU. Components may not be CE marked. Additionally, the part numbers that TE has identified as EU ELV compliant have a maximum concentration of 0.1% by weight in homogenous materials for lead, hexavalent chromium, and mercury, and 0.01% for cadmium, or qualify for an exemption to these limits as defined in the Annexes of Directive 2000/53/EC (ELV). Regarding the REACH Regulation, the information TE provides on SVHC in articles for this part number is based on the latest European Chemicals Agency (ECHA) 'Guidance on requirements for substances in articles' posted at this URL: <https://echa.europa.eu/guidance-documents/guidance-on-reach>

Compatible Parts




TE Part # 543344-1
SAHT FERR ON AMPLIMITE FRAME W /O DIES



TE Part # 58237-1
FERR ON AMPLIMITE .480-.562 DIE SET

Also in the Series | AMPLIMITE Kit




D-Sub Backshells & Clamps(135)



D-Sub Contact Accessories(1)



D-Sub Covers(3)



D-Sub Locking & Mounting(122)

Documents

Product Drawings

SHLDING FERRULE,PLTD TIN,BULK



English

CAD Files

[3D PDF](#)

3D

Customer View Model

[ENG_CVM_CVM_2-747580-2_V.2d_dxf.zip](#)

English

Customer View Model

[ENG_CVM_CVM_2-747580-2_V.3d_igs.zip](#)

English

Customer View Model

[ENG_CVM_CVM_2-747580-2_V.3d_stp.zip](#)

English

By downloading the CAD file I accept and agree to the [Terms and Conditions](#) of use.

Datasheets & Catalog Pages

[AMPLIMITE Subminiature D Connectors - Cable Connectors](#)

English

[AMPLIMITE Cable Connectors and Shielding Hardware Kits QRG](#)

English

Product Specifications

[Application Specification](#)

English

[Application Specification](#)

English

Product Environmental Compliance

[MD_2-747580-2_04222011734](#)

English

[MD_2-747580-2_04222011734](#)

English

Instruction Sheets

[Instruction Sheet \(U.S.\)](#)

English

[Instruction Sheet \(U.S.\)](#)

English

[Instruction Sheet \(U.S.\)](#)

English

[Shielding Hardware Kits with AMPLIMITE HD-20 Solder Contact Connectors](#)

English

[Instruction Sheet \(U.S.\)](#)

English

